

Happy Jack — Ludovica Serafini + Roberto Palomba — 2022



Morbido, arrotondato e accogliente, il divano Happy Jack, design Ludovica Serafini + Roberto Palomba, invita a sedersi e sentirsi avvolti dalle sue forme. Gli ampi cuscini invogliano al relax, in una dimensione più informale e confortevole dell'abitare. Configurabile come seduta lineare o componibile con modulo angolare e anche chaise longue, il sistema è caratterizzato da una cuscineria curvata e avvolgente, con un bracciolo che, flettendosi, crea un sorriso.

CARATTERISTICHE TECNICHE

Base. Telaio in alluminio da trafilatura. I terminali di chiusura sono realizzati in zama con finitura

- ruthenium
- brunito

Struttura schienali e braccioli. Realizzata con multistrato di betulla e tamponamento con pannelli in faesite.

Imbottitura schienale e braccioli. In poliuretano espanso e ovatta poliestere.

Cuscino seduta. In poliuretano espanso a differente densità per ottenere maggiore comfort.

Molleggio seduta. In cinghie elastiche intrecciate.

Altri elementi strutturali (traversa centrale, piastre angolari, piastre fissaggio schienale). In lamiera d'acciaio e fusione d'alluminio verniciati neri.

Meccanismo reclinabile (disponibile solo per il modulo Chaise Longue Recliner). Consente l'inclinazione dello schienale e della zona gambe indipendentemente l'una dall'altra. L'azionamento avviene tramite un comodo telecomando. Il meccanismo deve essere collegato alla rete elettrica.

Rivestimento. Interamente in Pelle Frau® o nelle opzioni che abbinano più materiali. Il primo rivestimento viene applicato alla base mentre il secondo alle imbottiture previste per seduta, schienale e braccioli.

- ColorSphere®
- ColorSphere® / Fabric A
- ColorSphere® / Fabric B
- ColorSphere® / Fabric C
- ColorSphere® / C.O.M.
- Nest
- Nest / Fabric A
- Nest / Fabric B
- Nest / Fabric C
- Nest / C.O.M.
- Soul
- Soul / Fabric A
- Soul / Fabric B
- Soul / Fabric C
- Soul / C.O.M.
- Velvety

Soft, rounded and welcoming, the Happy Jack sofa, designed by Ludovica Serafini + Roberto Palomba, invites you to sit down and let your body be enveloped by its shapes. The large cushions encourage relaxation, in a more informal and comfortable dimension of living. Configurabile as a linear seat or able to be combined with the corner module and also the chaise longue, the system is characterised by curved and enveloping cushions, with an armrest that creates a smile when bent.

TECHNICAL FEATURES

Base. Frame made of aluminium die. The end caps are made from zamak, with these finishes:

- ruthenium
- burnished

Backrest and armrests structure. Made with birch plywood and faesite paneling.

Backrest and armrests padding. In polyurethane foam and polyester wadding.

Seat cushion. In polyurethane foam of different densities for greater comfort.

Seat suspension. Woven wickerwork elastic belts.

Other structural elements (central crossbar, corner plates, backrest plates). In black painted steel sheet and cast aluminum.

Reclining mechanism (available only for the Chaise Longue Recliner module). It allows the inclination of the backrest and the leg area independently of each other. Operation is carried out via a convenient remote control. The mechanism must be connected to the electrical network.

Upholstery. Fully upholstered in Pelle Frau® leather or in a combination of more materials. The former is applied to the base, while the latter is used for the seating, backrest and armrests.

- ColorSphere®
- ColorSphere® / Fabric A
- ColorSphere® / Fabric B
- ColorSphere® / Fabric C
- ColorSphere® / C.O.M.
- Nest
- Nest / Fabric A
- Nest / Fabric B
- Nest / Fabric C
- Nest / C.O.M.
- Soul
- Soul / Fabric A
- Soul / Fabric B
- Soul / Fabric C
- Soul / C.O.M.
- Velvety

- Saddle / ColorSphere®
- Saddle / Nest
- Saddle / Soul
- Saddle / Velvety
- Saddle / Fabric A
- Saddle / Fabric B
- Saddle / Fabric C
- Saddle / C.O.M
- Saddle Extra / ColorSphere®
- Saddle Extra / Nest
- Saddle Extra / Soul
- Saddle Extra / Velvety
- Saddle Extra / Fabric A
- Saddle Extra / Fabric B
- Saddle Extra / Fabric C
- Saddle Extra / C.O.M

Per verificare i tessuti disponibili si prega di consultare la tabella dedicata "Schema abbinamento prodotti-tessuti".

Chaise Longue Recliner con bracciolo. Nel caso si scelga un rivestimento che combina il cuoio Saddle o Saddle Extra della base con il tessuto dei cuscini, è necessario scegliere un colore di Pelle Frau® ColorSphere® per il rivestimento del bracciolo. (vedi schema Regole applicazione rivestimenti)

Sfoderabilità. Il rivestimento in tessuto è sfoderabile per i cuscini di seduta, schienali e braccioli. Il rivestimento in pelle è sfoderabile solo per il cuscino seduta.

Dettagli estetici. Le cuciture sono tono su tono per il rivestimento in Pelle Frau® o in tessuto e a contrasto per il rivestimento in Cuoio Saddle e Cuoio Saddle Extra.

Piedi. In alluminio ottenuto da stampo disponibili in due finiture, in abbinamento ai terminali della base:

- ruthenium
- brunito

Puntali in nylon nero a protezione del pavimento. Piede centrale in acciaio verniciato nero.

Per una maggiore protezione delle superfici delicate i puntali in nylon possono essere sostituiti con feltrini o puntali in plastica.

Pouf. Appoggi. Disponibili in due versioni:

- Quattro ruote piroettanti 360°, nascoste sotto la cornice. Conferiscono al pouf un'altezza inferiore di 6 cm rispetto all'altezza seduta del divano.
- Piedi in alluminio, nella stessa versione e finiture dei piedi del divano. Conferiscono al pouf la stessa altezza della seduta del divano.

- Saddle / ColorSphere®
- Saddle / Nest
- Saddle / Soul
- Saddle / Velvety
- Saddle / Fabric A
- Saddle / Fabric B
- Saddle / Fabric C
- Saddle / C.O.M
- Saddle Extra / ColorSphere®
- Saddle Extra / Nest
- Saddle Extra / Soul
- Saddle Extra / Velvety
- Saddle Extra / Fabric A
- Saddle Extra / Fabric B
- Saddle Extra / Fabric C
- Saddle Extra / C.O.M

To verify which fabrics are available, please check the dedicated table "Combination models-fabrics pattern".

Chaise Longue Recliner with armrest. In case an upholstery is chosen that combines the Saddle or Saddle Extra leather of the base with the fabric of the cushions, it is necessary to choose a color from the Pelle Frau® ColorSphere® range for the armrest upholstery. (Please see Upholstery application rules)

Removability. The fabric upholstery is removable for the seat cushions, backrests and armrests. The leather upholstery is removable only for the seat cushion.

Aesthetic details. The stitching is tone-on-tone for the Pelle Frau® leather or fabric upholstery and contrasting for the Saddle Leather and Saddle Extra Leather upholstery.

Feet. In moulded aluminium available in two finishes to match the ends of the base:

- ruthenium
- burnished


Black nylon caps protect the floor. Central foot in black painted steel.

For greater protection of delicate surfaces, the nylon tips can be replaced with felt pads or plastic tips.

Ottoman. Supports. Available in two versions:

- Four 360° swiveling wheels, concealed under the frame. They lower the pouf's height by 6 cm compared to the sofa seat height.
- Aluminum feet, in the same version and finishes as the sofa feet. They give the ottoman the same height as the sofa seating.

SPECIFICHE TECNICHE / TECHNICAL SPECIFICATIONS

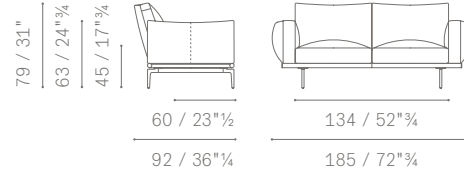
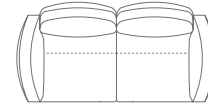


NB: i pouf con ruote hanno un'altezza inferiore all'altezza seduta del divano
NB: footrests with wheels has a lower height than the seat height of the sofa

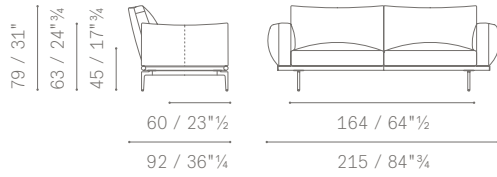
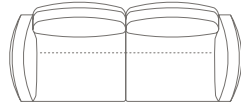
DIVANI SIMMETRICI E ASIMMETRICI / SYMMETRICAL AND ASYMMETRICAL SOFAS

DIVANO 2 POSTI
 2-SEATER SOFA
 DIVANO 2 POSTI LARGE
 LARGE 2-SEATER SOFA
 DIVANO 3 POSTI
 3-SEATER SOFA
 DIVANO 3 POSTI LARGE
 LARGE 3-SEATER SOFA
 POUF / OTTOMAN
 POUF LARGE / LARGE OTTOMAN

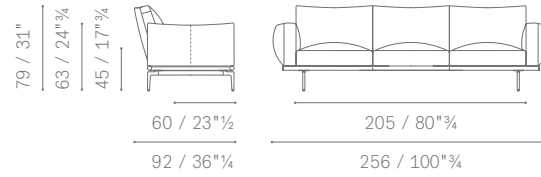
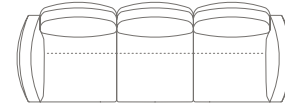
5PF0067808017
 5678211



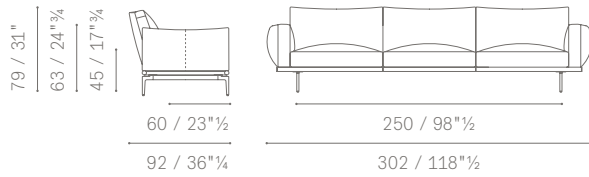
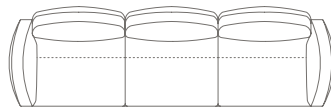
5PF0067808020
 5678281



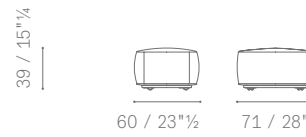
5PF0067808023
 5678311



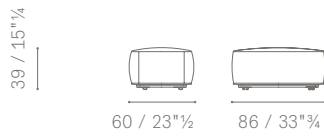
5PF0067823905
 5678381



5PF0067808025
 5678511



5PF0067808026
 5678512



5PF0067823907
 5678515



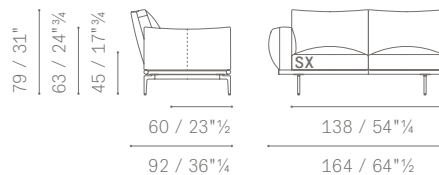
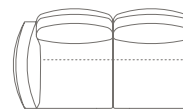
5PF0067823116
 5678516



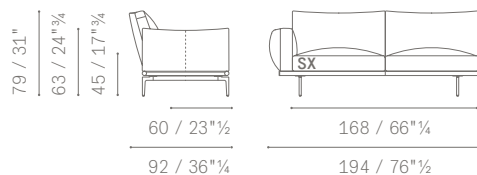
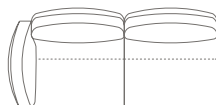
MODULI COMPONENTI E TERMINALI / SECTIONAL MODULES AND SOFAS

DIVANO 2 POSTI COMPONENTI
SECTIONAL 2-SEATER SOFA
 DIVANO 2 POSTI LARGE COMPONENTI
SECTIONAL LARGE 2-SEATER SOFA
 DIVANO 3 POSTI COMPONENTI
SECTIONAL 3 SEATER SOFA
 DIVANO 3 POSTI LARGE COMPONENTI
SECTIONAL LARGE 3 SEATER SOFA
 CHAISE LONGUE COMPONENTI / *SECTIONAL CHAISE LONGUE*
 RECLINER CHAISE LONGUE / *RECLINER CHAISE LONGUE*

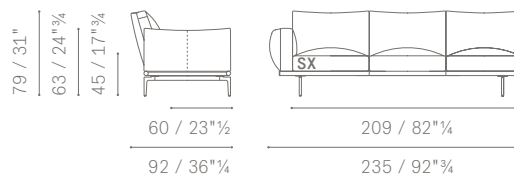
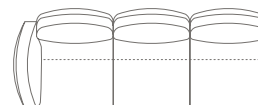
5PF0067808018
5678221



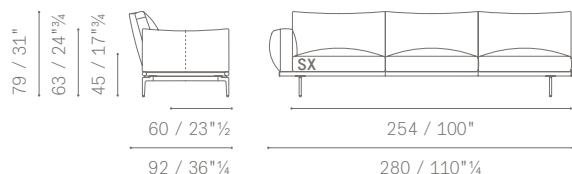
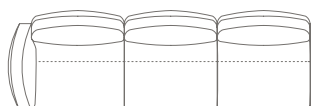
5PF0067808021
5678291



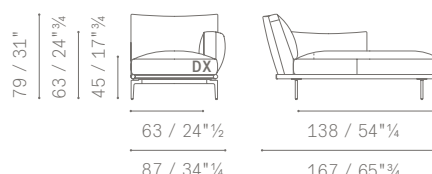
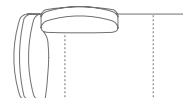
5PF0067808024
5678321



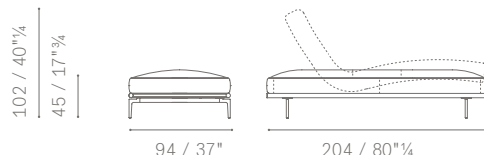

5PF0067823906
5678391



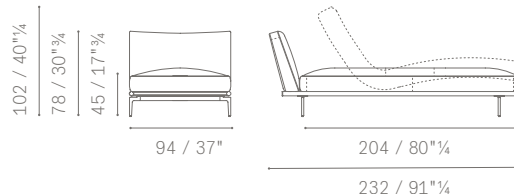

5PF0067808015
5678146



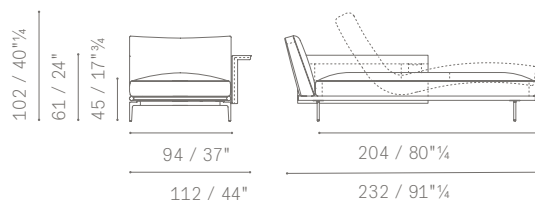
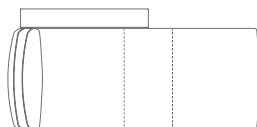
5PF0067823903
5678145



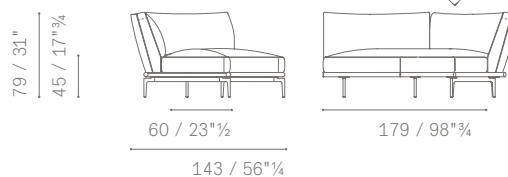
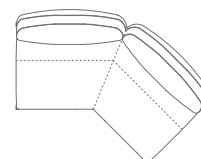
5PF0067823903
5678145



5PF0067823903
5678145

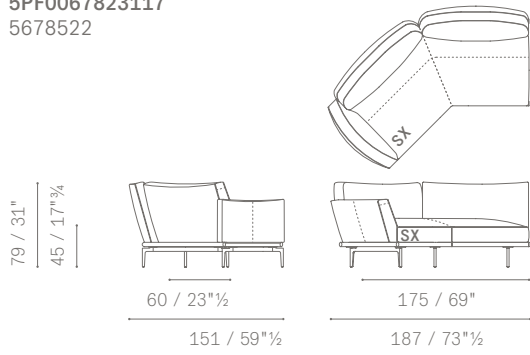


5PF0067823117
5678522



MODULI COMPONIBILI E TERMINALI / SECTIONAL MODULES AND SOFAS

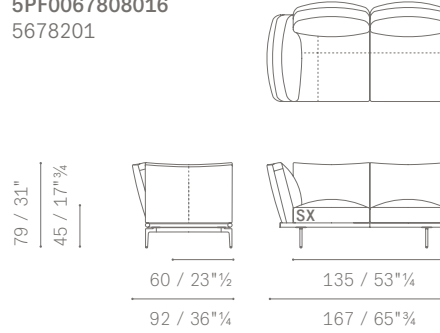
5PF0067823117
5678522



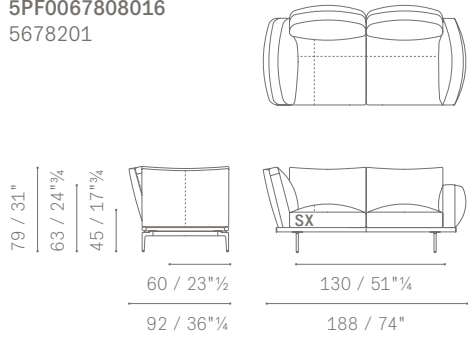
MODULI E DIVANI ANGOLARI / CORNER MODULES AND SOFAS

DIVANI 2 POSTI ANGOLARI
CORNER 2-SEATER SOFAS
DIVANI 2 POSTI LARGE ANGOLARI
CORNER LARGE 2-SEATER SOFAS
DIVANI 3 POSTI ANGOLARI
CORNER 3 SEATER SOFAS
DIVANI 3 POSTI LARGE ANGOLARI
CORNER LARGE 3 SEATER SOFAS

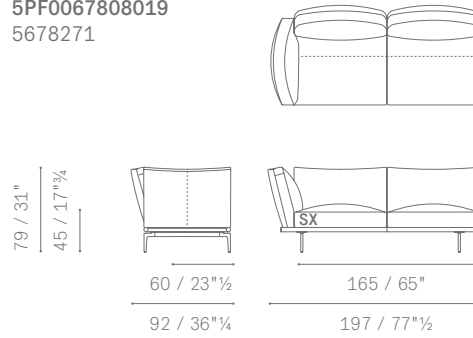
5PF0067808016
5678201



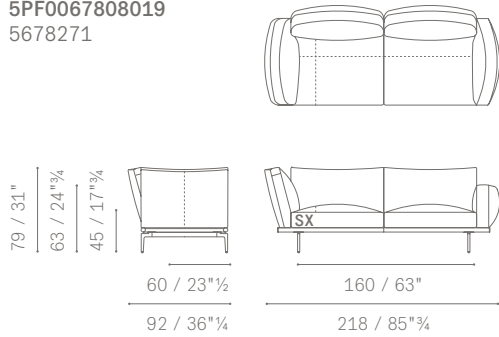
5PF0067808016
5678201



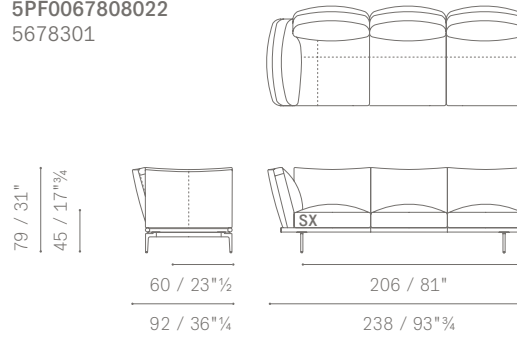
5PF0067808019
5678271



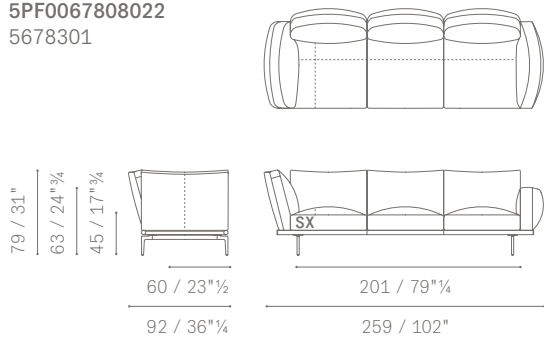
5PF0067808019
5678271



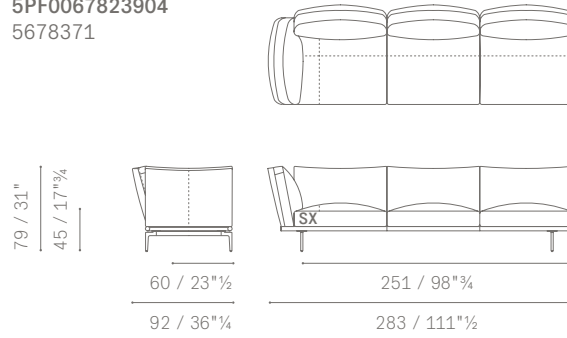
5PF0067808022
5678301



5PF0067808022
5678301

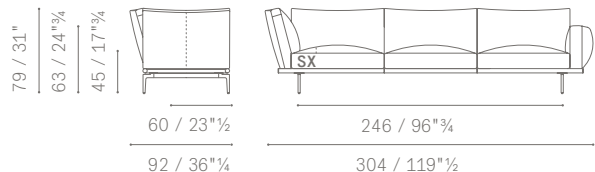
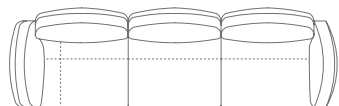


5PF0067823904
5678371



MODULI E DIVANI ANGOLARI / CORNER MODULES AND SOFAS

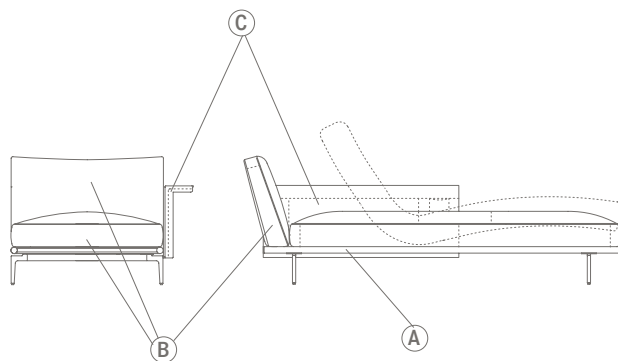
5PF0067823904
5678371



INDOOR LIVING

REGOLE APPLICAZIONE RIVESTIMENTI / UPHOLSTERY APPLICATION RULES

CHAISE LONGUE RECLINER DX-SX / RECLINER CHAISE LONGUE



(A) PELLE FRAU®
Struttura
Structure

(B) PELLE FRAU® - FABRIC - C.O.M.
Cuscini seduta e schienale
Seat and backrest cushions

(C) PELLE FRAU® - FABRIC - C.O.M.
Bracciolo piano
Flat arm

	BASE / BASE (A)	CUSCINI SEDILE E SCHIENALE / SEAT AND BACK CUSHIONS (B)	BRACCIOLO PIANO / FLAT ARMREST (C)
A Configuration	PELLE FRAU®	PELLE FRAU®	PELLE FRAU® (abbinato alla base / matching the base)
B Configuration	SADDLE / SADDLE EXTRA	PELLE FRAU®	PELLE FRAU® (abbinato ai cuscini / matching the cushions)
C Configuration	PELLE FRAU®	FABRIC	PELLE FRAU® (abbinato alla base / matching the base)
D Configuration	SADDLE / SADDLE EXTRA	FABRIC	PELLE FRAU® COLORSPHERE (colore da scegliere / color to be choosen)